

Contact Protection-Relay KSR



Contact protection relays (KSR) are used to achieve a higher contact rating. They serve as overload-protection for the reed contacts on our flow monitors and have been specially trimmed for this application; to avoid oscillation, the relay is equipped with a fixed time delay of two sec. between ON and Off.

The KSR provides a potential-free change over contact (SPDT) which can be used to switch higher loads (pumps, solenoid valves or similar).


Reed contacts usually have a very long lifetime, provided they are operated within their allowable electrical ratings. They react very sensitive to overloads, which means, that the stated max. values must under no circumstances be exceeded, not even for a fractional moment (switch ON/OFF peaks).

Such a short overload usually damages the reed contacts permanently.

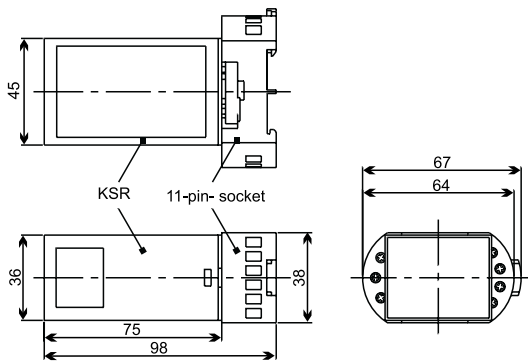
Danger of overload to reed contacts exists with:

- Inductive loads (voltage peaks during ON/OFF switching)
- Capacitive loads (current peaks during ON switching)
- Resistive loads, specially bulbs (current peaks through the cold filament during ON switching)

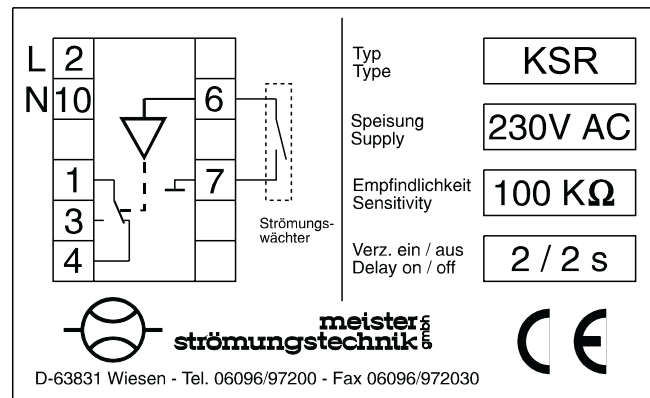
In above mentioned cases current or voltage peaks may occur which are many times over the nominal values; therefore, in case of uncertainty, the KSR should be employed to avoid malfunctions due to damaged reed contacts.



Dimensions



Connection - diagram



Technical Data	KSR
Dimensions(H x W x D)	45 x 36 x 75 mm
(D) with 11-pin. plug-in socket for DIN - rail 4677 (EN 50022)	98 mm
Operating temperature	-10 °C bis +70°C
Supply	230 V AC 50 – 60 Hz (24 V + 115 V on request)
Relay output	active with open reed-contact, Contact-material: Ag
Switch rating	230 V AC / 5 A
max. cable length between flow limiter and KSR	40 m
Isolating Voltage	4,0 kV

All rights

reserved